

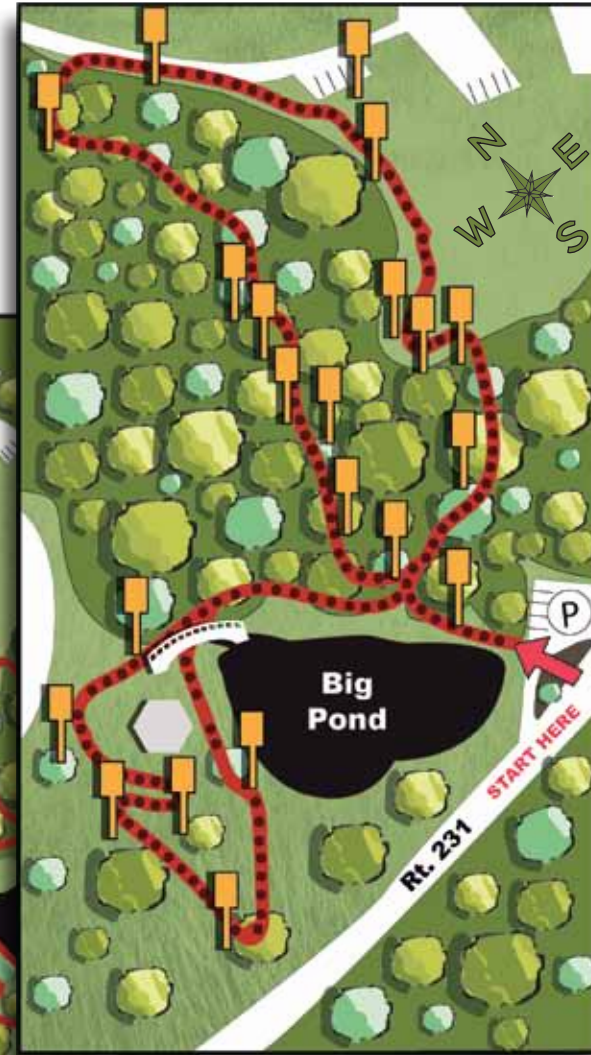
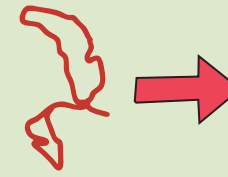
Ornamental Trees at Pineland Farms

In addition to the Native Tree Walk, Pineland Farms has a variety of beautiful specimen trees planted on our property. Here is a list of some of them.

**Marked by number and location on the large campus map to the right.*

NATIVE TREE WALK

The Native Tree Walk is marked in red on the map to the right. The trees will be marked by wooden posts along the trail. Flip each wood burning plaque to learn a fun fact about the tree in front of you. Then use your phone and scan the code for more information.



Key	
	Native Tree Walk
	Specimen Tree Walk
	Other Trees
	Gazebos
	Admin. Building
	Conference Center
	Garden
	The Market & Welcome Center
	Parking
	YMCA

- 1** Weeping Norway ('Picea abies 'Pendula')
- 2** Heritage River Birch (Betula nigra cv. 'Cully')
- 3** Weeping Beech (Fagus sylvatica 'Pendula')
- 4** Rivers Purple European Beech (Fagus sylvatica 'Riversi')
- 5** Amur Maackia (Maackia amurensis)
- 6** Kentucky Coffee (Gymnocladus dioicus)
- 7** Jefferson American Elm (Ulmus americana)
- 8** Dawn Redwood (Metasequoia glyptostroboides)
- 9** Tuliptree (Liriodendron tulipifera)
- 10** Yellowwood (Cladrastis kentukea)
- 11** Liberty Elm (Ulmus americana)
- 12** White Oak (Quercus alba)
- 13** Autumn Purple White Ash (Fraxinus americana)
- 14** Norway Spruce (Picea abies)
- 15** Green Mountain Sugar Maple (Acer saccharum)
- 16** European Hornbeam (Carpinus betulus fastigiata)
- 17** European Cutleaf Beech (Fagus sylvatica)
- 18** Korean Mountain Ash (Sorbus alnifolia)
- 19** Black Tupelo (Nyssa sylvatica)
- 20** Japanese Maple (Acer palmatum)

You'll find:

- Staghorn Sumac
- Pin Cherry
- American Beech
- Striped Maple
- Eastern Hemlock
- Poplar
- White Pine



Enjoy a Walk, Learn and Have Fun!



- Witch Hazel
- Red Maple
- White Birch
- White Ash
- Pitch Pine
- Balsam Fir
- Pussy Willow

Beautiful Wood Burnings
by Lori Staples

- Norway Spruce
- Japanese Knotweed
- American Elm
- Wild Apple
- Winterberry
- Sugar Maple
- Red Oak



Visit Our Perennial Flower, Vegetable & Lilac Gardens

- Featuring hundreds of perennials that bloom year after year.
- View the colorful display of summer time annuals that we grow each spring in our greenhouse.
- The Vegetable Garden produces an abundant array of vegetables which are sold at The Market.
- Blooming spring trees, fruit trees and gorgeous conifers are an enjoyable sight 3 seasons a year.



15 Farm View Drive
New Gloucester, ME 04260
The Market and Welcome Center
(207) 688-4539

For Questions about
The Garden and Tree Walk
please email:
rdonnelly@pinelandfarms.org

www.PinelandFarms.org



Interactive NATIVE TREE WALK



Directions


TEST YOUR TREE ID SKILLS!
How many trees can you identify?
Study the bark texture & leaf patterns.
What clues give it away?
Guess before you peak.
Under each wood burning
you'll find the answer!

Use your cellphone camera to scan the QR codes. Click the link to open.

- Follow the trail marked in red on the map.
- Each tree is marked by a post with a wood burned image.
- Flip the wood burning up to view the name of the tree in front of you and a fun fact.
- If you want to learn more... Open your phone camera app and scan the codes.
- An informative page about the tree will pop up!
- Walk to the next post and have fun!

Give it a try!

Open your phone camera app.



Scan me



Scan the code
and click the
link to open!